

## *Knürr Elicon®*

*Ergonomic, modular, future-proof  
Cost-optimized installation options*



# Knürr Elicon®

## Applications

Capabilities 2

## Knürr Elicon®

Strong points 4

## Knürr Elicon® Modules

Side Panel 5

Worktops 6

Superstructure level 7

Computer support 9

Suspension cabinet 10

Add-on level 11

Corners 12

## Knürr Elicon® Accessories

Keyboard Drawer 15

Computer Support 15

Cable Routing 15

PC Pedestal 16

19" Pedestal, Smaract 16

19" Drawer Unit 17

Mobile Drawer Unit 18

Underfit Lamp 18

Functional Rails 19

Foot Stabilizer 20

## Electronic Workstation

19" Superstructure for

Knürr Elicon® 21

Mini Distributor for Knürr Elicon® 22

19" Structural Rack for Knürr

Elicon®, 3 and 6 HU 24

Edge Strip 24

Measuring Lead Holder 25

## Knürr Elicon® Control Console

Applications 26

Modules 27

Control Station, height-adjustable 29

## Knürr Elicon® Office

Strong points 30

Modules 31

## Knürr Elicon® Workstation Systems in Practice

# Applications and Capabilities

The requirements for **modern workstation designs** are constantly increasing. And regardless of "where" you work, whether it is in a call centre, a security control station, at an electronics or programmer workstation or computer control station, the decisive criteria here is always "how".

The **optimal design** of the working environment - and this is increasingly more evident - enhances the motivation and efficiency of every individual employee. Because corporate success can only be truly realised when functionality and flexibility, quality and safety, timeless design and, needless to say, **ergonomics** result in a successfully implemented synthesis. Our workstation systems have proven to be a crucial contribution in this respect.



CON20091



The **Knürr Elicon® workstation range** complies with all current EU guidelines for safety in the workplace for office and monitor workstations. The basic modular concept enables flexible and individual combinations. Knürr Elicon® consequently provides all the advantages of a forward-thinking end-to-end system.







1 CON20064



2 CON20042



3 CON20043

## Knürr Elicon® Strong points

- 1 **Modular construction**  
Simple link-up of the modules enables individual room planning.
- 2 **Flexible working heights**  
Working heights optionally adjustable at 20 mm increments (can also be changed at any time) meet ergonomic requirements.
- 3 **Cable management**  
Spacious horizontal and vertical cable ducts are component parts of the basic equipment. Convenient access to the cable duct from above through the desk and system superstructure sliding sections.
- 4 Cables are routed in the cable ducts using **removable covers** inside and outside on the side panels.
- 5 **Providing electricity**  
Cable troughs and crosspieces are equipped with a cap extrusion for easy mounting of socket strips and installation components. Electricity is consequently provided to a large extent as, "individually".
- 6 **Ergonomics**  
Keyboards are placed conveniently on the fully extendable keyboard extension with ergonomically inclined, strong and stable telescopic slides.



4 CON20046



5 CON20044



6 CON20048

Dimensions in mm: W= Width  
 H = Height  
 D = Depth  
 h = Installation height  
 d = Useful depth  
 L = Length

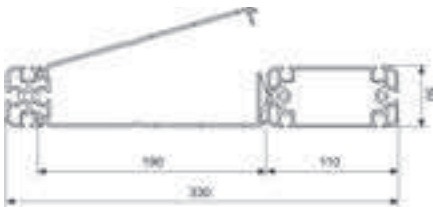
HU = Standard height unit, 1 HU = 44.45 mm  
 19" = 482.6 mm, (ideal for 19" components in acc. with DIN 41494)  
 UP = Unit of packaging  
 kg = Weight

Conversion: 1 mm = 0.03937 inch  
 1 kg = 2.2046 pound

Replace „x“ with the number of your color choice



CON20046



CON00065

## Knürr Elicon® Connector Side Panels/Closing Side Panels

### Connector/closing side panels

- Vertical cable routing in the spacious cable duct
- Sheet steel cable duct covers with hinge function for easy cabling
- Mounted superstructures (rear), add-on levels, and other components
- Mounting option for additional foot stabilizer at the rear to increase stability with add-ons
- Preassembled lock strips for simple and secure worktop mounting (680-760 mm, increment 20 mm). Any work height can be set at any time simply by turning a screw

### Connector Side Panels

- Segmented cable duct cover on the outside and inside

### Closing Side Panels

- Full-length cable duct cover on the outside
- Segmented cable duct cover on the inside

### Variants

#### Type 1

- Side panel with short stabilizer for worktops with depth 700 mm

#### Type 2

- Side panel with long stabilizer for worktops with depths 800/900/1000 mm

### Material/finish

- Extruded aluminum with die cast aluminum stabilizer and head piece, antistatic powder-coated texture
- Cable duct cover: Sheet steel, rolled, antistatic powder-coated texture

### Color combination

Final digit of order number .2:

- Metal parts: RAL 7035 light grey
- Design elements: RAL 5003 sapphire blue

Final digit of order number .9:

- Metal parts and design elements: RAL 7021 dark grey

### How supplied

Preassembled modules

#### Knürr Elicon® Connector Side Panels

W	H	D	Model	Order no.
760	650		Type 1	04.252.150.x
760	800		Type 2	04.252.151.x
1656	800		Type 2	04.253.151.x
2064	800		Type 2	04.253.152.x

#### Knürr Elicon® Closing Side Panels

W	H	D	Model	Order no.
760	650		Type 1	04.252.160.x
760	800		Type 2	04.252.161.x
1656	800		Type 2	04.253.161.x
2064	800		Type 2	04.253.162.x



CON20049

## Knürr Elicon® Side Piece Cover, Full-Length Optional for external side piece

### Material/Finish

- Sheet steel, rolled, antistatic powder-coat textured

### Colour combination

Final digit of order number .1:

- RAL 7035 light-grey

Final digit of order number .9:

- RAL 7021 dark-grey

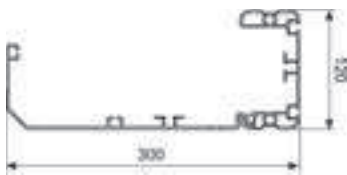
### Supply schedule

1 Side piece

W	H	D	Order no.
760			04.250.362.x
1656			04.250.364.x
2064			04.250.365.x



CON00057



CON00061



CON00062

## Knürr Elicon® Working Level

- Working level designed as sliding section for convenient access to the horizontal cable duct
- The working level can be mounted at any height between two side panels and can also be varied in the height at any time
- Worktop (30 mm) with ergonomically shaped front edge
- Spacious horizontal cable duct, can be accessed via sliding worktop and folding mechanism
- Cable duct with integrated C-rail for mounting installation components and mounting slot for general accessories

### Material / Finish

- Crosspiece: extruded aluminium, anti-static, powder-coated texture
- Support arms: sheet steel, antistatic powder-coated texture
- Worktop: three layer particle board, FP / Y E1 version, fire protection class B2
- Worktop cover: high pressure plastic laminate
- Cable duct, horizontal: sheet steel, rolled, antistatic, powder-coated texture

### Colour combination

- Final digit of order number .1:
- Worktop: light-grey
  - Metal parts: RAL 7035 light-grey
- Final digit of order number .5:
- Worktop: beech finish
  - Metal parts: RAL 7021 dark-grey

### Load rating

- 1500 N (static surface load)

### Standards

- DIN 68761 for worktop
- EN 438 HGS for high pressure plastic laminate
- EN 438 class HGS for coating material

### Supply schedule

- 1 Worktop
- 1 Crosspiece
- 2 Desk stabilizers
- 1 Cable duct
- 1 Detailed mounting instructions
- Mounting material

### How supplied

- Preassembled modules

W	H	D	Order no.	UP
800	700		04.252.100.x	1 unit
1200	700		04.252.101.x	1 unit
1600	700		04.252.102.x	1 unit
1800	700		04.252.103.x	1 unit
2000	700		04.252.104.x	1 unit
800	800		04.252.105.x	1 unit
1200	800		04.252.106.x	1 unit
1600	800		04.252.107.x	1 unit
1800	800		04.252.108.x	1 unit
2000	800		04.252.109.x	1 unit
800	900		04.252.110.x	1 unit
1200	900		04.252.111.x	1 unit
1600	900		04.252.112.x	1 unit
1800	900		04.252.113.x	1 unit
2000	900		04.252.114.x	1 unit
800	1000		04.252.115.x	1 unit
1200	1000		04.252.116.x	1 unit
1600	1000		04.252.117.x	1 unit
1800	1000		04.252.118.x	1 unit
2000	1000		04.252.119.x	1 unit

Bemaßung in mm: B = Breite  
H = Höhe  
T = Tiefe  
h = Einbauhöhe  
t = Nutztiefe  
L = Länge

HE = Anzahl genormte Höhen-  
einheiten, 1 HE = 44,45 mm  
19" = 482,6 mm,  
(geeignet für 19"-Einbau  
nach DIN 41494)  
VE = Verpackungseinheit  
kg = Gewicht

Umrechnung: 1 mm = 0.03937 inch  
1 kg = 2.2046 pound  
Ersetzen Sie „x“ durch die Endziffer  
Ihrer Farbwahl

## Knürr Elicon® Working Level ESD version



CON00057



CON00061



CON00062

- ESD version for discharging electrostatic charges
- Working level designed as sliding section for convenient access to the horizontal cable duct
- The working level can be mounted at any height between two side panels and can be varied in the height at any time
- Worktop (30 mm) with ergonomically shaped front edge
- Spacious horizontal cable duct, can be accessed via sliding worktop and folding mechanism
- Cable duct with integrated C-rail for mounting installation components and mounting slot for general accessories

### Material / Finish

- Crosspiece: Extruded aluminium, antistatic, powder-coated texture
- Support arm: sheet steel, antistatic powder-coated texture
- Worktop: three layer particle board, FP / Y E1 version, fire protection class B2
- Worktop cover: high pressure plastic laminate
- Cable duct, horizontal: sheet steel, rolled, antistatic, powder-coated texture

### Colours

- Worktop: light-grey
- Metal parts: RAL 7035 light-grey

### Load rating

1500 N (static surface load)

### Standards

- DIN 68761 for worktop
- EN 438 HGS class for high pressure plastic laminate
- IEC 61340 electrostatics

### Supply schedule

- 1 Worktop
- 1 Crosspiece
- 2 Desk stabilizers
- 1 Cable duct
- 1 Detailed mounting instructions
- Mounting material

### How supplied

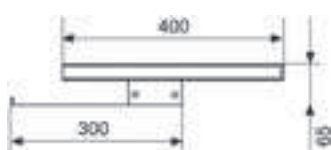
Pre-assembled modules

W	H	D	ESD	Order no.	UP
800	900	•		04.272.110.1	1 unit
1200	900	•		04.272.111.1	1 unit
1600	900	•		04.272.112.1	1 unit
1800	900	•		04.272.113.1	1 unit
2000	900	•		04.272.114.1	1 unit

## Knürr Elicon® Superstructure Level Standard



CON00063



CON00075

- For utilizing the area above the worktop as storage and functional surface with additional cabling option
- Worktop height easily adjustable
- Cable duct integrated in the crosspiece
- Tilttable 0–10°
- Worktop: 30 mm

### Material / Finish

- Superstructure worktop: three layer particle board, FP/Y E1 version, fire protection class B2, melamine coated (directly coated) edge banding, ABS 3mm fine textured, matt
- Crosspiece: extruded aluminium, antistatic, powder-coated texture
- Cable duct, horizontal: sheet steel, rolled, antistatic powder-coated texture

### Colour combination

- Final digit of order number .1:
- Superstructure worktop: light-grey
- Metal parts: RAL 7035 light-grey

Final digit of order number .5:

- Superstructure worktop: beech finish
- Metal parts: RAL 7021 dark-grey

### Load rating

750 N (static surface load)

### Standards

- DIN 68761 for superstructure worktop
- DIN 68765 for direct coating

### Note

Caution with use in tilted state; use edge strip to prevent sliding

### Supply schedule

- 1 Superstructure worktop
- 1 Crosspiece
- Mounting material

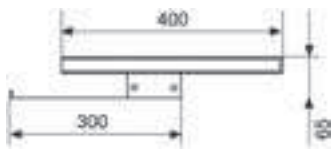
### How supplied

Pre-assembled modules

W	H	D	Model	Order no.	UP
800	400		standard	04.258.015.x	1 unit
1200	400		standard	04.258.016.x	1 unit
1600	400		standard	04.258.017.x	1 unit
1800	400		standard	04.258.018.x	1 unit
2000	400		standard	04.258.019.x	1 unit



CON00063



CON00075

## Knürr Elicon® Superstructure Level Standard, ESD version

- ESD version for discharging electrostatic charges
- For utilizing the area above the worktop as storage and functional surface with additional cabling option
- Worktop height easily adjustable
- Cable duct integrated in the crosspiece
- Tilttable 0–10°
- Worktop thickness: 30 mm

### Material / Finish

- Superstructure worktop: three layer particle board, FP / Y E1 version, fire protection class B2, melamine coated (directly coated) edge banding, ABS 3mm fine textured, matt
- Crosspiece: extruded aluminium, antistatic, powder-coated texture
- Support arms: sheet steel, antistatic powder-coated texture
- Cable duct, horizontal: sheet steel, rolled, antistatic powder-coated texture

### Colour combination

- Superstructure worktop: light-grey
- Metal parts: RAL 7035 light-grey

### Standards

- DIN 68761 for superstructure worktop
- DIN 68765 for direct coating
- IEC 61340 electrostatics

### Note

Caution with use in tilted state; use edge strip to prevent sliding

### Supply schedule

- 1 Superstructure worktop
- 1 Crosspiece
- Mounting material

### How supplied

Pre-assembled modules

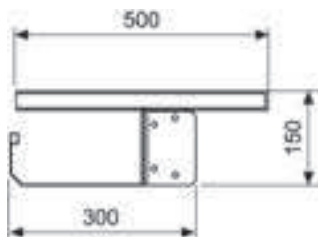
### Load rating

750 N (static surface load)

W	H	D	ESD	Model	Order no.	UP
800		400	•	standard	04.278.015.1	1 unit
1200		400	•	standard	04.278.016.1	1 unit
1600		400	•	standard	04.278.017.1	1 unit
1800		400	•	standard	04.278.018.1	1 unit
2000		400	•	standard	04.278.019.1	1 unit



CON00064



CON00037

## Knürr Elicon® Superstructure Level System

- Working level designed as sliding top for convenient access to the horizontal cable duct
- For utilizing the space above the worktop as storage
- Stable crosspiece with spacious, folding, and consequently easily accessible cable duct
- Easy integration of system components for perfect electricity provision with C-rails and mounting slots
- Worktop height easily adjustable
- Can be fitted at any time with keyboard shelves
- Worktop thickness: 30 mm

### Material / Finish

- Superstructure worktop: three layer particle board, FP / Y E1 version, fire protection class B2, melamine coated (directly coated) edge banding, ABS 3mm fine textured, matt
- Crosspiece: extruded aluminium, antistatic, powder-coated texture
- Support arms: sheet steel, antistatic powder-coated texture
- Cable duct, horizontal: sheet steel, rolled, antistatic powder-coated texture

### Colour combination

- Final digit of order number .1:
- Superstructure worktop: light-grey
- Metal parts: RAL 5003 sapphire blue
- Final digit of order number .5:
- Superstructure worktop: beech finish
- Metal parts: RAL 7021 dark-grey

### Load rating

1500 N (static surface load)

### Standards

- DIN 68761 for superstructure worktop
- DIN 68765 for direct coating

### Supply schedule

- 1 Superstructure
- 2 Stabilizers
- 1 Crosspiece
- 1 Cable duct
- Mounting material

### How supplied

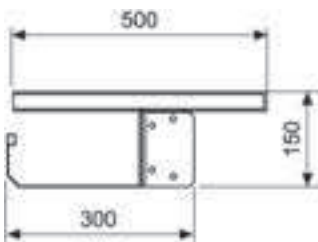
Pre-assembled modules

W	H	D	Order no.	UP
800		500	04.258.025.x	1 unit
1200		500	04.258.026.x	1 unit
1600		500	04.258.027.x	1 unit
1800		500	04.258.028.x	1 unit
2000		500	04.258.029.x	1 unit





CON00064



CON00037

## Knürr Elicon® Superstructure Level System, ESD version

- ESD version for discharging electrostatic charges
- Working level designed as sliding top for convenient access to the horizontal cable duct
- For utilizing the area above the worktop as storage and functional surface with additional cabling option
- Stable crosspiece with spacious, folding, and consequently easily accessible cable duct
- Easy integration of system components for perfect electricity provision with C-rails and mounting slots
- Worktop height easily adjustable
- Can be fitted at any time with keyboard shelves
- Worktop thickness: 30 mm

### Material / Finish

- Superstructure worktop: three layer particle board, FP / Y E1 version, fire protection class B2, melamine coated (directly coated) edge banding, ABS 3mm thick fine textured, matt
- Crosspiece: extruded aluminium, antistatic, powder-coated texture
- Support arms: sheet steel, antistatic powder-coated texture
- Cable duct, horizontal: sheet steel, rolled, antistatic, powder-coated texture

### Colours

- Superstructure worktop: light-grey
- Metal parts: RAL 7035 light-grey

### Load rating

1500 N (static surface load)

### Standards

- DIN 68761 for superstructure worktop
- DIN 68765 for direct coating
- IEC 61340 electrostatics

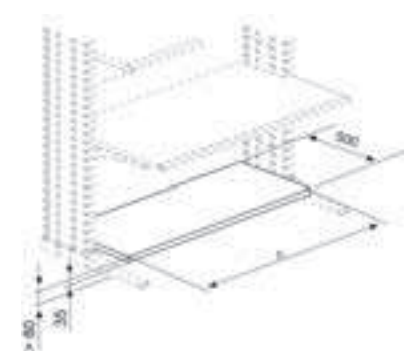
### Supply schedule

- 1 Superstructure
- 2 Stabilizers
- 1 Crosspiece
- 1 Cable duct
- Mounting material

### How supplied

Pre-assembled modules

W	H	D	ESD	Order no.	UP
800	500	•		04.278.025.1	1 unit
1200	500	•		04.278.026.1	1 unit
1600	500	•		04.278.027.1	1 unit
1800	500	•		04.278.028.1	1 unit
2000	500	•		04.278.029.1	1 unit



CON00055

## Knürr Elicon® Computer Platform Fixed

- Low space requirement in the height
- Mounting height variable
- Can be upgraded at any time
- Easy mounting
- Can be mounted on the front or rear

### Material / Finish

Sheet steel with reinforced extrusions on the underside, antistatic powder-coated texture

### Colours

- Final digit of order number .1:
- RAL 7035 light-grey
- Final digit of order number .9:
- RAL7021 dark-grey

### Load rating

1500 N (static surface load)

### Note

The lowest mounting position is 80 mm (min. floor clearance)

### Supply schedule

- 1 Platform
- Mounting material

### How supplied

Flat-packed kit

W	H	D	w	Model	Order no.	UP
800	500	750	fixed		04.258.074.x	1 unit
1200	500	1150	fixed		04.258.075.x	1 unit
1600	500	1550	fixed		04.258.076.x	1 unit
1800	500	1750	fixed		04.258.077.x	1 unit
2000	500	1950	fixed		04.258.078.x	1 unit

Dimensions in mm: W = Width  
H = Height  
D = Depth  
h = Installation height  
d = Useful depth  
L = Length

HU = Standard height unit, 1 HU = 44.45 mm  
19" = 482.6 mm, (ideal for 19" components in acc. with DIN 41494)  
UP = Unit of packaging  
kg = Weight

Conversion: 1 mm = 0.03937 inch  
1 kg = 2.2046 pound  
Replace „x“ with the number of your color choice



CON00047

## Knürr Elicon® Suspension Cabinet

- For mounting at any height between the side panels
- The sliding doors on smooth-running plastic guide can be locked with plunger cylinder lock

### Material / Finish

- Main unit and sliding doors: three layer particle board, FP/Y E1 version, fire protection class B2, melamine coated (directly coated) edge banding, ABS 3mm fine textured, matt
- Mounting bracket: sheet steel, antistatic powder-coated texture

### Colour combination

- Final digit of order number .1:
- Main unit, doors and handles: RAL 7035 light-grey

Final digit of order number .5:

- Main unit and handles: RAL 7021 dark-grey
- Doors: beech finish

### Load rating

600 N (static surface load)

### Standards

- DIN 68761 for main unit and sliding doors
- DIN 68765 for direct coating

### Supply schedule

1 Suspension cabinet complete with mounting bracket  
Mounting material

### How supplied

Pre-assembled modules

H	D	W	w	h	d	Order no.	UP
400	420	752	2x340	350	350	04.260.000.x	1 unit
400	420	1152	2x540	350	350	04.260.001.x	1 unit
400	420	1552	2x740	350	350	04.260.002.x	1 unit



CON00034

## Knürr Elicon® Add-On Level Fixed

- For later extension of the worktop depth
- Height variable for exact adjustment to operator and hardware

### Material / Finish

- Superstructure worktop: three layer particle board, FP / Y E1 version, fire protection class B2
- Worktop coating: high pressure plastic laminate
- Support bracket: sheet steel, holed, antistatic powder-coated texture

### Colour combination

- Final digit of order number .2:
- Add-on shelf: light-grey
  - Support bracket: RAL 5003 sapphire blue
  - Metal parts: RAL 7035 light-grey
- Final digit of order number .5:
- Add-on shelf: beech finish
  - Metal parts and support bracket: RAL 7021 dark-grey

### Load rating

750 N (static surface load)

### Standards

- DIN 68761 for worktop
- EN 438 HGS class for high pressure plastic laminate

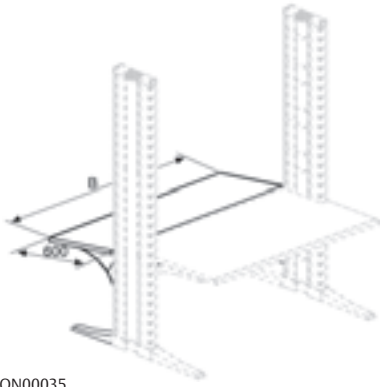
### Supply schedule

1 Add-on shelf  
2 Support brackets  
2 Foot stabilizers, short  
Mounting material

### How supplied

Flat-packed kit

W	H	D	Order no.	UP
800	400	400	04.258.080.x	1 unit
1200	400	400	04.258.081.x	1 unit
1600	400	400	04.258.082.x	1 unit
1800	400	400	04.258.083.x	1 unit
2000	400	400	04.258.084.x	1 unit



CON00035

## Knürr Elicon® Add-On Level Height adjustable and tiltable

- Can be upgraded at any time
- Height variable for exact adjustment to operator and hardware
- Extremely stable construction with integrated cable trough
- Useful depth: 590 mm
- Can be delivered for desk width, 800–2000 mm
- Variable tilt adjustment without tools at increments: 0°/7.5°/15°
- Secure cable management through spacious cable trough and cable ports in the shelf

### Material / Finish

- Superstructure worktop: three layer particle board, FP / Y E1 version, fire protection class B2
- Worktop coating: high pressure plastic laminate
- Support bracket: sheet steel, holed, anti-static powder-coated texture
- Crosspiece with integrated cable trough: sheet steel, antistatic powder-coated texture

### Colour combination

- Final digit of order number .2:
  - Superstructure: light-grey
  - Support bracket: RAL 5003 sapphire blue
  - Metal parts: RAL 7035 light-grey
- Final digit of order number .5:
  - Superstructure: beech finish
  - Metal parts and support bracket: RAL 7021 dark-grey

### Load rating

1500 N (static surface load)

### Standards

- DIN 68761 for worktop
- EN 438 HGS class for high pressure plastic laminate

### Attention!

With tilted use of monitors and other components set up on the add-on level, secure against sliding by using an anti-slide restrainer, for example.

### Supply schedule

1 Complete add-on level, pre-assembled  
2 Foot stabilizers, short  
Mounting material

### How supplied

Flat-packed kit

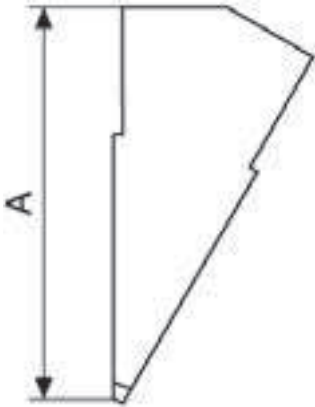
W	H	D	Order no.	UP
800		600	04.258.069.x	1 unit
1200		600	04.258.070.x	1 unit
1600		600	04.258.071.x	1 unit
1800		600	04.258.072.x	1 unit
2000		600	04.258.073.x	1 unit

Dimensions in mm: W= Width  
H = Height  
D = Depth  
h = Installation height  
d = Useful depth  
L = Length

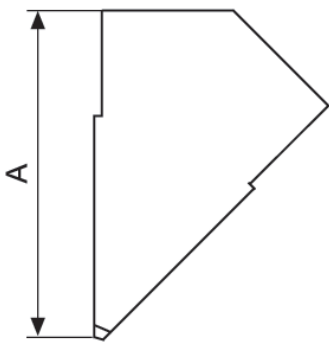
HU = Standard height  
unit, 1 HU = 44.45 mm  
19" = 482.6 mm,  
(ideal for 19" components  
in acc. with DIN 41494)  
UP = Unit of packaging  
kg = Weight

Conversion: 1 mm = 0.03937 inch  
1 kg = 2.2046 pound  
Replace „x“ with the number of your color choice

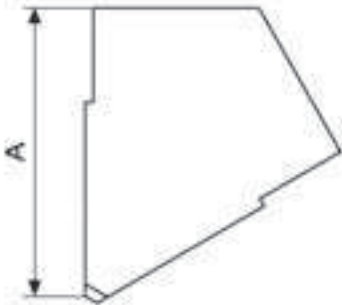
## Knürr Elicon® System Components, Corners



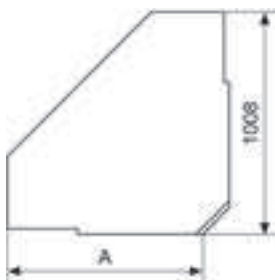
CON00023



CON00024



CON00025



CON00030

- The ergonomically shaped front edge ensures optimal working conditions
- Height variable for exact adjustment to operator and hardware
- With support arms for direct connection to the side panels
- Spacious horizontal cable duct, can be accessed via removeable corner panel and folding mechanism
- Cable duct with integrated C-rail for mounting installation components and T-slot for mounting general accessories
- With side panels which can also be used as workstation end points

### Material / Finish

- Crosspiece: extruded aluminium, antistatic, powder-coated texture
- Support arms: sheet steel, antistatic powder-coated texture
- Worktop: three layer particle board, FP / Y E1 version, fire protection class B2
- Worktop coating: high pressure plastic laminate
- Cable duct, horizontal: sheet steel, rolled, antistatic powder-coated texture

### Colour combination

- Final digit of order number .1:
- Worktop: light-grey
  - Metal parts: RAL 7035 light-grey
- Final digit of order number .5:
- Worktop: beech finish
  - Metal parts: RAL 7021 dark-grey

### Load rating

1500 N (static surface load)

### Standards

- DIN 68761 for worktop
- EN 438 HGS class for high pressure plastic laminate

### Supply schedule

- 1 Corner panel
- 1 Worktop support complete with crosspiece
- 2 Stabilizers and cable duct
- Mounting material

### How supplied

Pre-assembled modules

A	Model	Order no.	UP
700	30°	04.252.510.x	1 unit
800	30°	04.252.500.x	1 unit
900	30°	04.252.501.x	1 unit
1000	30°	04.252.502.x	1 unit
700	45°	04.252.511.x	1 unit
800	45°	04.252.503.x	1 unit
900	45°	04.252.504.x	1 unit
1000	45°	04.252.505.x	1 unit
700	60°	04.252.512.x	1 unit
800	60°	04.252.506.x	1 unit
900	60°	04.252.507.x	1 unit
1000	60°	04.252.508.x	1 unit
700	90°, angled	04.252.550.x	1 unit
800	90°, angled	04.252.551.x	1 unit
900	90°, angled	04.252.552.x	1 unit
1000	90°, angled	04.252.553.x	1 unit

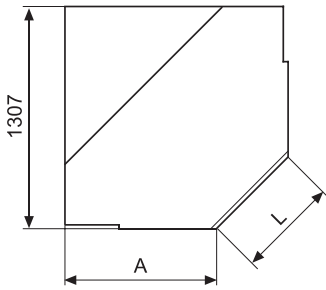
Dimensions in mm: W= Width  
 H = Height  
 D = Depth  
 h = Installation height  
 d = Useful depth  
 L = Length

HU = Standard height unit, 1 HU = 44.45 mm  
 19" = 482.6 mm, (ideal for 19" components in acc. with DIN 41494)  
 UP = Unit of packaging  
 kg = Weight

Conversion: 1 mm = 0.03937 inch  
 1 kg = 2.2046 pound

Replace „x“ with the number of your color choice





CON00032



CON00033

## Knürr Elicon® Trapezoid Corner

- ESD version for discharging electrostatic charges
- The ergonomically formed front edge ensures optimal working conditions
- Height variable for exact adjustment to operator and hardware
- With support arms for direct connection to the side panels
- Spacious horizontal cable duct, can be accessed via removable corner panel and folding mechanism
- Cable duct with integrated C-rail for mounting installation components and T-slot for mounting general accessories
- With side panels which can also be used as workstation end points

### Material / Finish

- Crosspiece: extruded aluminium, antistatic, powder-coated texture
- Support arms: sheet steel, antistatic powder-coated texture
- Worktop: three layer particle board, FP / Y E1 version, fire protection class B2
- Worktop coating: high pressure plastic laminate
- Cable duct, horizontal: sheet steel, rolled, antistatic powder-coated texture

### Colour combination

- Final digit of order number .1:
- Worktop: light-grey
- Metal parts: RAL 7035 light-grey
- Final digit of order number .5:
- Worktop: beech finish
- Metal parts: RAL 7021 dark-grey

### Load rating

- 1500 N (static surface load)

### Standards

- ESD version
- IEC 61340 electrostatics
- DIN 68761 for worktop
- EN 438 HGS class for high pressure plastic laminate

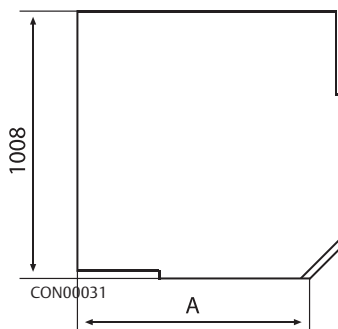
### Supply schedule

- 1 Corner panel
- 1 Worktop support complete with crosspiece
- 2 Stabilizers and cable duct
- 1 Support foot, can be set for desk heights, 680-760
- Mounting material

### How supplied

- Pre-assembled modules

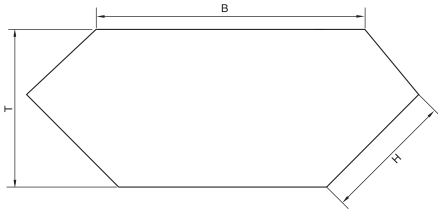
A	ESD	L	Model	Order no.	UP
700		880	trapezoid corner	04.252.558.x	1 unit
800		740	trapezoid corner	04.252.559.x	1 unit
900		600	trapezoid corner	04.252.560.x	1 unit
1000		460	trapezoid corner	04.252.561.x	1 unit
900	•	600	trapezoid corner	04.272.560.1	1 unit
700		880	trapezoid wall corner	04.252.562.x	1 unit
800		740	trapezoid wall corner	04.252.563.x	1 unit
900		600	trapezoid wall corner	04.252.564.x	1 unit
1000		460	trapezoid wall corner	04.252.565.x	1 unit



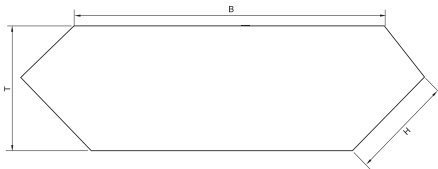
CON00031

## Knürr Elicon® Wall Corner Units

A	ESD	Model	Order no.	UP
700		90°, wall	04.252.554.x	1 unit
800		90°, wall	04.252.555.x	1 unit
900		90°, wall	04.252.556.x	1 unit
1000		90°, wall	04.252.557.x	1 unit
900	•	90°, wall	04.272.556.1	1 unit



CON20007



CON20008

## Knürr Elicon® Superstructure Level, Corner

- ESD version for discharging electrostatic charges
- For utilizing the area above the worktop as storage and functional surface with additional cabling option
- Worktop height easily adjustable
- Cable duct integrated in the crosspiece

### Material / Finish

- Superstructure worktop: three layer particle board, FP / Y E1 version, fire protection class B2, melamine coated (directly coated) veneer, ABS 3mm, fine textured, matt
- Crosspiece: extruded aluminium, antistatic, powder-coated texture
- Cable duct, horizontal: sheet steel, rolled, antistatic powder-coated texture

### Colour combination

- Final digit of order number .1:
- Superstructure worktop: light-grey
  - Metal parts: RAL 7035 light-grey
- Final digit of order number .5:
- Superstructure worktop: beech finish
  - Metal parts: RAL 7021 dark-grey

### Load rating

750 N (static surface load)

### Standards

- ESD version
- IEC 61340 electrostatics
- DIN 68761 for superstructure worktop
- DIN 68765 for direct coating

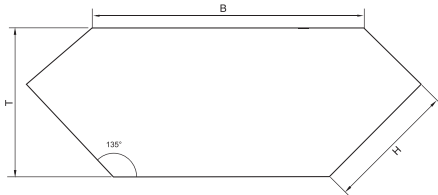
### Supply schedule

1 Superstructure worktop  
1 Crosspiece  
Mounting material

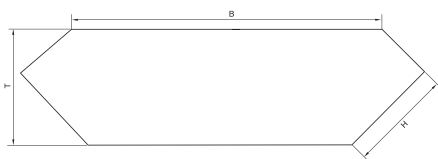
### How supplied

Pre-assembled modules

W	H	D	ESD	Model	Order no.	UP
824	400	495		90° angled and wall	04.258.032.x	1 unit
824	400	495	•	90° angled and wall	04.278.032.1	1 unit
1247	400	495		standard, trapezoid and wall	04.258.033.x	1 unit
1247	400	495	•	standard, trapezoid and wall	04.278.033.1	1 unit



CON20009



CON00010

## Knürr Elicon® Superstructure Level, Corner

- ESD version for discharging electrostatic charges
- For utilizing the area above the worktop as storage and functional surface with additional cabling option
- Stable crosspiece with spacious, folding, and consequently easily accessible cable duct
- Easy integration of system components for perfect electricity provision with C-rails and mounting slots
- Worktop height easily adjustable
- Can be fitted at any time with keyboard shelves

### Material / Finish

- Superstructure worktop: three layer particle board, FP / Y E1 version, fire protection class B2, melamine coated (directly coated) veneer, ABS 3mm thick, fine textured, matt
- Crosspiece: extruded aluminium, antistatic, powder-coated texture
- Support arms: sheet steel, antistatic powder-coated texture
- Cable duct, horizontal: sheet steel, rolled, antistatic powder-coated texture

### Colour combination

- Final digit of order number .1:
- Superstructure worktop: light-grey
  - Metal parts: RAL 5003 light-grey
- Final digit of order number .5:
- Superstructure worktop: beech finish
  - Metal parts: RAL 7021 dark-grey

### Load rating

1500 N (static surface load)

### Standards

- ESD version
- IEC 61340 electrostatics
- DIN 68761 for superstructure worktop
- DIN 68765 for direct coating

### Supply schedule

1 Superstructure worktop  
2 Stabilizers  
1 Crosspiece  
1 Cable duct  
Mounting material

### How supplied

Preassembled modules

W	H	D	ESD	Model	Order no.	UP
907	500	595		90° angled and wall	04.258.036.x	1 unit
907	500	595	•	90° angled and wall	04.278.036.1	1 unit
1330	500	595		trapez. and wall	04.258.037.x	1 unit
1330	500	595	•	trapez. and wall	04.278.037.1	1 unit

Dimensions in mm: W = Width  
H = Height  
D = Depth  
h = Installation height  
d = Useful depth  
L = Length

HU = Standard height unit, 1 HU = 44.45 mm  
19" = 482.6 mm, (ideal for 19" components in acc. with DIN 41494)  
UP = Unit of packaging  
kg = Weight

Conversion: 1 mm = 0.03937 inch  
1 kg = 2.2046 pound

Replace „x“ with the number of your color choice



CON00051

## Knürr Elicon® Keyboard Drawer

### Width: 675 /610 mm

- The keyboard drawer creates space on your desktop
- Leg space is guaranteed in both the pushed in and the pulled out position
- Can be upgraded at any time

**Material / Finish**  
 - Guides: sheet steel, powder-coated texture, light-grey  
 - Keyboard drawer: plastic PS-06

**Colour**  
 Coloured, light-grey

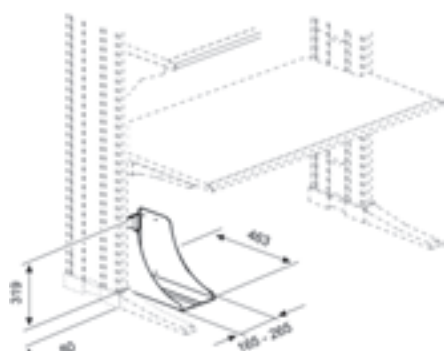
**Load rating**  
 50 N (static surface load)

**Note**  
 The keyboard drawer cannot be used with a desk width of 800 mm!

**Supply schedule**  
 1 Keyboard extension  
 1 Drill hole template  
 Stopper strips  
 Mounting material

**How supplied**  
 Flat-packed kit

W	H	D	w	h	Model	Order no.	UP
675	78	445	580	285	with lock	00.350.450.1	1 Stk
595	43	300	540	240	without lock	00.350.451.1	1 Stk



CON00054

## Knürr Elicon® Computer Mounting Side

- Can be mounted on the left, right or both sides on the vertical extrusion (both inside and outside) at any height.
- Width adjustable: 165-265 mm

**Material / Finish**  
 - Sheet steel, antistatic powder-coated texture

**Colour combination**  
 Final digit of order number .1:  
 - RAL 7035 light-grey  
 Final digit of order number .2:  
 - RAL 5003 sapphire blue  
 Final digit of order number .9:  
 - RAL 7021 dark-grey

**Load rating**  
 250 N (static surface load)

**Note**  
 The lowest mounting position is 80 mm (min. floor clearance)

**Supply schedule**  
 1 Computer shelf  
 Mounting material

**How supplied**  
 Flat-packed kit

W	H	D	Model	Order no.	UP
				04.208.078.x	1 unit



ELI00345



ELI00344

## Knürr Elicon® Cable Router



TEL00162

- For quick and easy mounting
- Guarantees a secure cable management with no sagging or kinks

**Material / Finish**  
 - Sheet steel, zinc passivated

**Supply schedule**  
 1 Hinged cable router  
 Mounting material

**How supplied**  
 Flat-packed kit

W	H	D	Model	Order no.	UP
				00.309.108.1	1 unit



CON20090

## Knürr Elicon® PC Pedestal

- Bonded main unit
- With passive ventilation from the rear at the top
- Full glass door and lock at the front
- Stationary with leveling feet
- With cable routing set (80 mm diameter) at the rear top for cabling in the vertical cable duct

### Material/finish

- Main unit: Three layer particle board, FP/Y E 1 version, directly coated, fire protection class B2
- Front door: Full glass door, EMC, 6 mm, clear glass

### Color combination

- Final digit of order number .1:
- Main unit: Light gray
  - Door: Full glass door, EMC, 6 mm, clear glass
- Final digit of order number .5:
- Main unit: Dark gray
  - Door: Full glass door, EMC, 6 mm, clear glass

### Supply schedule

- 1 PC pedestal
- Mounting material

### How supplied

- Preassembled

W	H	D	w	h	d	Model	Order no.	UP
363	700	875	312	566	825	Lock (left)	00.320.520.x	1 unit
363	700	875	312	566	825	Lock (right)	00.320.521.x	1 unit

## Smaract 19" Pedestal for Knürr Elicon®



CON20051

- 19" Pedestal, installation height, 12 HU
- 19" T-slot extrusion for variable mounting of installation components
- Shortened bottom on the rear metal door
- Cover panel with cable port on the rear, top
- For components in accordance with IEC 297-3

### Material

- Extruded aluminium
- Corner connector, die-cast aluminium
- Covers, powder-coated texture
- Glass door: sheet steel with single safety glass panel
- Metal door: sheet steel

### Model

- IP 20

### Space solution

- 82% of the basic surface can be used as space for installation and cable routing

### Finish

- Basic frame: polished
- Covers, front and rear doors, RAL 7035 light-grey

### Tests

- Safety in accordance with EN 50298 and EN 60950
- Protective conductor/earth in accordance with DIN VDE 0701-1
- IP test in accordance with DIN EN 60529

### Supply schedule

- 1 Basic frame
- 2 Closed side panels
- 1 Shortened rear door
- 1 Cover panel with cable routing
- 2 19" Aluminium vertical extrusions, at the front, with T-slot
- 1 Earthing set
- 1 Assembly kit
- 1 Mounting instructions

### Note

- 1 Crosspiece is required for installing the Smaract 19" pedestal for depth 900 mm

### How supplied

- Fully assembled



CON20050



CON20051



CON20052

W	H	D	HU	h	Model	Order no.	UP
600	598	600	12	536	without door	04.252.600.1	1 unit
600	598	600	12	536	with glass door	04.252.602.1	1 unit
600	598	600	12	536	with metal door	04.252.603.1	1 unit



CON20053

## Crosspiece

### Material / Finish

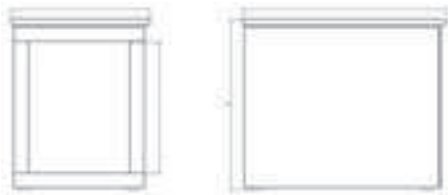
- Sheet steel, powder-coated texture, RAL 7035

### Note

- 1 Crosspiece is required for installing the Smaract 19" pedestal in Elicon

W	Order no.	UP
800	04.250.650.1	1 unit
1200	04.250.651.1	1 unit
1600	04.250.652.1	1 unit
1800	04.250.653.1	1 unit
2000	04.250.654.1	1 unit





ELI20016



CON20033



CON20034

## Knürr Elicon® 19" Container 19" Accessories for technical workstation

- With side cable entry
- Fully assembled
- Adjustable support feet (0-25 mm)
- Basic frame, polished

### ■ Dimensions

Depth: 900 mm  
Chassis depth: 640 mm  
Accessories from Miracel 19" rack,  
d=640 mm

### ■ Colour combination

Final digit of order number .2:  
- Sheet steel, powder-coated texture,  
RAL 7035 light-grey  
- Design elements: RAL 5003 sapphire blue

### ■ Supply schedule

1 19" Container

### ■ How supplied

Assembled

### ■ Note

The 19" container cannot be supplied with standard mobile plinth

W	H	HU	h	Model	Order no.	UP
600	760-780	12	536	container, right	<b>01.330.015.x</b>	1 unit
600	760-780	12	536	container, left	<b>01.330.016.x</b>	1 unit
600	760-780	12	536	container, centre	<b>01.330.017.x</b>	1 unit



ELI00350



ELI00351

## Front Door, 12 HU For Elicon 19" container

### ■ Glass door

- Sheet steel, 1.0 mm
- Single safety glass panel, 4.0 mm, clear

### ■ Sheet steel door

- Sheet steel, 0.75 mm

### ■ Colour combination

Final digit of order number .2  
- Sheet steel, powder-coated texture,  
RAL 7035 light-grey  
- Design elements, RAL 5003 sapphire blue

### ■ Supply schedule

1 Glass or sheet steel door  
1 Design trim  
Mounting material

W	H	HU	h	Model	Order no.	UP
589		12	536	glass door	<b>01.130.661.x</b>	1 unit
589		12	536	Stahltür	<b>01.130.559.x</b>	1 unit

Dimensions in mm: W= Width  
H = Height  
D = Depth  
h = Installation height  
d = Useful depth  
L = Length

HU = Standard height  
unit, 1 HU = 44.45 mm  
19" = 482.6 mm,  
(ideal for 19" components  
in acc. with DIN 41494)  
UP = Unit of packaging  
kg = Weight

Conversion: 1 mm = 0.03937 inch  
1 kg = 2.2046 pound  
Replace „x“ with the number of your  
color choice

## Standard model Mobile Drawer Unit Technical data

- Bonded main unit
- All telescopic slides enclosed
- Drawer catch
- Central locking system with exchangeable cylinder
- 1 key as stabilizer

### Guides

- 1 OU (50 mm) material tray, Single extension
- 3 OU (150 mm) telescopic slides, Part pull-out
- 6 OU (300 mm) telescopic slides, Full pull-out

### Drawer unit model:

- 3x150 mm (3x3 OU) or
- 1x150 mm, 1x300 mm (3 OU + 6 OU)
- 1 utility tray
- At 300 mm with suspension frame

### Material / finish

- Main unit and top cover: Three-layer particle board, FP/Y E1 version, directly coated, fire protection class B2
- Drawer tray: Sheet steel in black
- Castor diameter, 37 mm

### Type 1

- Drawer trims and drawer handle: Plastic (PS)

### Type 2

- Drawer trims in directly coated version, conductive, ESD drawer handle: Plastic (PS)

### Type 3

- Drawer trims in directly coated version, drawer handle: Metal

### Dimensions

- Height, 561 mm
- Depth, 600 or 800 mm
- Width, 435 mm

### Colour combination

- Final digit of order number .1:
- Main unit, top cover, drawer trims and handle: Light gray
- Final digit of order number .5:
- Main unit, drawer trims and handles: RAL 7021 dark gray
- Top cover: Beech finish

### Load rating

- 400 N per twin swivel castor

### Standards

- Main unit and top cover: DIN 68765
- EN 438 for high pressure laminate

### On request:

- Various drawer unit locking, with master key

### Supply schedule

- 1 mobile drawer unit, 500 mm (10 OU)

### How supplied

- Assembled



CIC20028



CIC20029

## Mobile Drawer Unit in ESD model Technical data

- Main unit and top cover, conductive three-layer particle board FP/Y E1 version
- Directly coated, fire protection class B2
- Drawer trims in wood version, three-layer particle board FP/Y E1 version
- Directly coated, fire protection class B2
- Drawer handle, conductive, black (PS)
- Requirements in acc. with EN 61340 and EN 438

### Colour

- Main unit and front trims, light gray
- Handles: RAL 9011 black

### Trials/tests in acc. with

- IEC 61340-5-1, EN 438 T1 + T2

W	H	D	Model	ESD	Order no.	UP
435	561	600	50-150-150-150		00.320.500.x	1 unit
435	561	600	50-150-300		00.320.501.x	1 unit
435	561	800	50-150-150-150		00.320.502.x	1 unit
435	561	800	50-150-300		00.320.503.x	1 unit
435	561	600	50-150-150-150	•	01.366.500.1	1 unit
435	561	600	50-150-300	•	01.366.501.1	1 unit
435	561	800	50-150-150-150	•	01.366.502.1	1 unit
435	561	800	50-150-300	•	01.366.503.1	1 unit

## Luminestra Underfit Lamp

- With 13 watt fluorescent tube
- With on/off rocker switch
- With 2 m connection cable and SCHUKO plug
- Complete with mounting material

### Colour

- White

### Supply schedule

- 1 Luminestra lamp
- 2 mounting brackets
- Mounting material

### How supplied

- Flat-packed kit



ELM00058

W	H	D	Order no.	UP
65	65	365	01.131.227.9	1 unit



EAP20011

## Underfit Lamp With integrated socket strip and on/off switch

- For glare-free, balanced lighting of the overall work surface
- Ergonomic mounting for optimum lighting conditions
- Housing with removable cover for changing illuminant
- Mains feed via GST 18 plug system
- Supply voltage: 230 V/50 Hz
- Integrated socket strip with 5 Schuko sockets
- Separated mains switch for socket strip and lights

**Load rating**  
750 N (static surface load)

**Material / Finish**  
- Lamp housing of extruded aluminium, powder-coated, RAL 7035, light-grey

**Supply schedule**  
- 1 underfit lamp with socket strip  
- Mounting material

**Note**  
For mains supply cable please order the following mains cables.  
Length 2000 mm: **04.000.040.0**  
Length 5000 mm: **04.000.041.0**

W	Model	Order no.	UP
800	Knürr Elicon®	<b>04.209.041.1</b>	1 unit
1200	Knürr Elicon®	<b>04.209.042.1</b>	1 unit
1600	Knürr Elicon®	<b>04.209.043.1</b>	1 unit
1800	Knürr Elicon®	<b>04.209.044.1</b>	1 unit
2000	Knürr Elicon®	<b>04.209.045.1</b>	1 unit



DAC20028

## Functional Rails with Workstation Superstructure

- Rail system with desk clamp
- For Knürr Elicon® worktops 30 mm, or Knürr Dacobas® control console corner worktops 20 mm
- For flat screens up to 560 mm (22")
- Can be upgraded at any time
- Rails can be mounted on two heights
- For TFT adapter and organizational accessories
- Up to 48 kg load capacity

**Supply schedule**  
- 1 double functional rail  
- 1 stay tube set  
- Mounting material

**How supplied**  
Flat-packed kit

**Dimensions**  
- Various widths  
- Height 323 mm  
- Tube diameter 40 mm

**Material**  
- Aluminium extrusion double functional rail  
- Die-cast aluminum desk clamps  
- Steele tube

**Finish**  
Metal parts – powder-coated, RAL 9006, white aluminum

W	Desksystem	Order no.	UP
630	Knürr Elicon®	<b>04.303.090.9</b>	1 unit
1030	Knürr Elicon®	<b>04.303.091.9</b>	1 unit
1430	Knürr Elicon®	<b>04.303.092.9</b>	1 unit



DAC20118

## Knürr Elicon® Functional Rail Duo

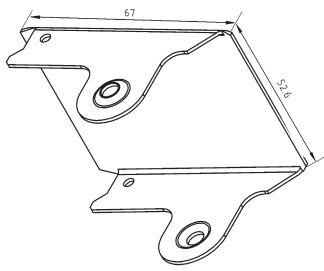
- For hanging on organisational accessories and flat screen holders
- Suitable for Knürr Elicon® product line

**Material/Finish**  
- Extruded aluminum extrusion, antistatic powder-coated, smooth, TAL 9006, white aluminium

**Supply schedule**  
1 Functional rail  
Product-specific mounting material

**How supplied**  
Flat-packed kit

W	Order no.	UP
800	<b>04.208.210.9</b>	1 unit
1000	<b>04.208.211.9</b>	1 unit
1200	<b>04.208.212.9</b>	1 unit
1400	<b>04.208.213.9</b>	1 unit
1600	<b>04.208.214.9</b>	1 unit
1800	<b>04.208.215.9</b>	1 unit
2000	<b>04.208.216.9</b>	1 unit



CON20088



CON20089

## Leveling Foot Adapter

- In place of standard foot stabilizer for more leg space

- Material/finish**  
Adapter for leveling screws,  
20 mm round steel,  
DIN 1013, coated Fe/Zn 6-12B  
Sheet steel foot cover,  
powder-coated texture

- Colour**  
Final digit of order number .1:  
- RAL 7035 light grey  
Final digit of order number .9:  
- RAL7021 dark grey

- Supply schedule**  
1 adapter with foot cover

- Note**  
Stability/anti-tilt can be impaired!

Order no.	UP
00.300.012.x	1 unit

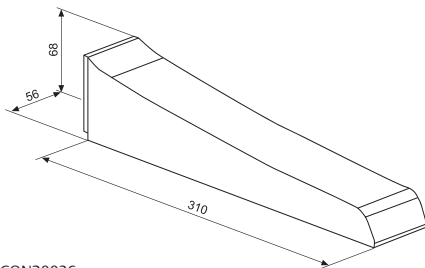
## Foot Stabilizer, Short

- In place of standard foot stabilizer for more leg space

- Material/finish**  
Die cast aluminum stabilizer,  
powder-coated texture

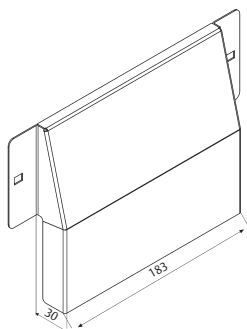
- Colour**  
Final digit of order number .1:  
- RAL 7035 light grey  
Final digit of order number .9:  
- RAL 7021 dark grey

- Note**  
Stability/anti-tilt can be impaired!



CON20036

Order no.	UP
00.300.010.x	1 unit



CON20087

## Base Routing Plate

- Material/finish**  
Sheet steel, powder-coated texture

- Colour**  
Final digit of order number .1:  
- RAL 7035 light grey  
Final digit of order number .9:  
- RAL 7021 dark grey

- Supply schedule**  
1 base routing plate  
2 quick connectors

- Note**  
Serves as cable cover

Order no.	UP
04.252.604.x	1 unit




## Knürr Elicon® as Electronics Engineer Workstation



1 RAP00197

### Flexibility


- 1 Individual combination and positioning of the functional modules/components
- 2 Quick start-up operation with pre-assembled and wired structural units
- 3 Easy exchange of modules/components on the Rapomos superstructure with integrated power supply bus system, and consequently, optimum adjustment
- 4 Variable system link-up with the extensive Elicon desk and superstructure range



2 RAP00132



3 RAP00133



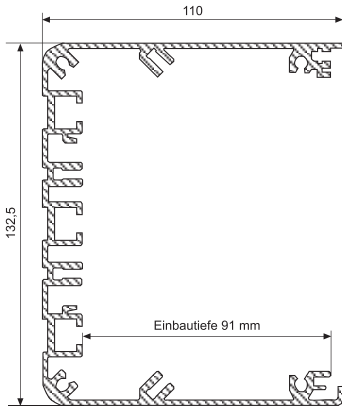
4 RAP00167

**Note:**  
You will find installation components in the current *workstations for electronic engineers* brochure



## Electronics Mini Distributor Rack

### Strong points



1 RAP00133



2 EAP20076

**1 The Electronics Mini Distributor Rack** extends the basic desk with additional installation options of electronic components up to 91 mm installation depth in the horizontal pitch raster.

**2 Design**  
The Electronics Mini Distributor Rack is based on an innovative extruded aluminium extrusion. T-slots and screw-in-slots are used for fixing trade standard installation technology.

**3 Flexibility**  
Flexible use of the most varied electrical components in screw-in-slots provided for this purpose.

**4 Electrical safety**  
With the antistatic powder-coated aluminium extrusion all discharge processes take place controlled. Electrical safety with front panels earthed with earthing spring strips.

■ Separation of data and power carrying cables with cable separator.

■ **Reduced installation time**

- Pre-wiring of electrical components through to complex complete wiring.
- Innovative plug technology reduces the 4-way bolting to 2 screw connections per horizontal pitch.



EAP20013

## Mini Distributor

### For Knürr Elicon® Electronic Workstation

- Extruded aluminum mini distributor, powder-coated, antistatic texture.
- T-slots and screw-in-slots are used to mount trade standard installation technology.
- Front mounting of standardized 128,4 mm front panel sections.
- Side adapter for mounting on the Knürr Elicon® workstation system.

- Adapter: Sheet steel, antistatic powder-coated texture, RAL 7021, dark grey

■ **Attention!**

Empty panels must be covered with front panel sections to ensure protection against electric shock.

■ **Supply schedule**

- 1 mini distributor
- 2 mounting adapters
- 1 mounting instructions
- Mounting material

■ **Note**

You will find installation components in the Workstations for Electronic Engineers brochure

■ **Material/finish**

- Final digit of order number .1
- Extruded aluminum, antistatic, powder-coated texture RAL 7035 light grey
- Adapter: Sheet steel, antistatic powder-coated texture, RAL 7035, light grey
- Final digit of order number .9
- Extruded aluminum, antistatic, powder-coated texture RAL 7021 dark grey

W	HP	L	Order no.	UP
800	147	752	04.211.000.x	1 unit
1200	224	1152	04.211.001.x	1 unit
1600	301	1552	04.211.002.x	1 unit
1800	343	1752	04.211.003.x	1 unit
2000	378	1952	04.211.004.x	1 unit

Dimensions in mm: W= Width  
H = Height  
D = Depth  
h = Installation height  
d = Useful depth  
L = Length

HU = Standard height unit, 1 HU = 44.45 mm  
19" = 482.6 mm, (ideal for 19" components in acc. with DIN 41494)  
UP = Unit of packaging  
kg = Weight

HP = Horizontal Pitch, 1 HP = 5,08 mm  
Conversion: 1 mm = 0.03937 inch  
1 kg = 2.2046 pound

Replace „x“ with the number of your color choice



RAP00167

## Knürr Rapomos® Superstructure Rack

### Strong points



EAP20039



EAP20016



RAP00133



RAP00193

**The Knürr Rapomos® Equipment Carrier** extends the basic desk with additional installation options of electronic components that are over the 91 mm installation depth in the 19" and horizontal pitch raster (135 mm and 268 mm).

#### Flexibility

The Knürr Rapomos® superstructures can be easily and flexibly equipped with modular electronic components and 19" plug-in units.

- Individual combination and positioning of the functional modules/ components in the equipment carrier.
- Fast start-up with preassembled and pre-wired equipment carrier units.
- Easy swap-out of modules in the Knürr Rapomos® Equipment carrier.


#### Electrical safety

The Knürr Rapomos® Equipment Carrier is a sheet steel construction for improved heat dissipation, shielding and electrical safety.

- Antistatic powder-coating on every level provides optimum protection of electronic components.
- All functional modules are CE-compliant and conform with the European standards concerning safety and EMC.

#### Mechanical safety

Additional load rating of the fully equipped 19" superstructure of max. 750N over the entire width.



EAP20014

## Knürr Rapomos® 19" Superstructure Rack, 3 and 6 HU

- For mounting 19" equipment and 19" frames
- Superstructure rack with connection cable, approx. 2.5 m with protective contact plug
- Max. installation depth: 445 mm
- Assembly-set tilt setting of +/- 5°
- Variable height adjustment
- High load rating of the 19" superstructure per 19" plug-in unit
- Additional storage levels with high surface load capacity of 750 N
- Integrated ventilation concept for optimal cooling
- Service-friendly with easy mounting

**Load rating**  
750 N (static surface load)

**Material / Finish**  
Final digit of order number .1:  
- Rack: sheet steel, antistatic powder-coated texture, RAL 7035, light-grey  
- Perforated rear covers: antistatic powder-coated texture, RAL 7035, light-grey  
- Mounting bracket, left and right: antistatic powder-coated texture, RAL 7035, light-grey

- Final digit of order number .9
- Housing: sheet steel, antistatic powder-coated texture, RAL 7021, dark-grey
- Perforated rear covers: antistatic powder-coated texture, RAL 7021, dark-grey
- Mounting bracket, left and right: antistatic powder-coated texture, RAL 7021, dark-grey

**Supply schedule**  
1 19" superstructure rack  
2 mounting brackets  
1 mounting instructions  
Mounting material

**Note**  
You will find installation components in the current workstations for electronic engineers brochure

W	HU	h	L	Model	Order no.	UP
800	3	135	485	1 x 482,6 (19")	04.212.001.x	1 unit
1200	3	135	968	2 x 482,6 (19")	04.212.002.x	1 unit
1600	3	135	1452	3 x 482,6 (19")	04.212.003.x	1 unit
1800	3	135	1452	3 x 482,6 (19")	04.212.004.x	1 unit
2000	3	135	1935	4 x 482,6 (19")	04.212.005.x	1 unit
800	6	268	485	1 x 482,6 (19")	04.212.011.x	1 unit
1200	6	268	968	2 x 482,6 (19")	04.212.012.x	1 unit
1600	6	268	1452	3 x 482,6 (19")	04.212.013.x	1 unit
1800	6	268	1452	3 x 482,6 (19")	04.212.014.x	1 unit
2000	6	268	1935	4 x 482,6 (19")	04.212.015.x	1 unit



EAP20018

## Knürr Rapomos® Edge Strip

- Prevents equipment set up on the tilted structural rack from sliding
- Suitable for Knürr Dacobas® and Knürr Elicon®

**Supply schedule**  
1 edge strip  
Mounting material

W	Order no.	UP
730	04.258.150.1	1 unit
1130	04.258.151.1	1 unit
1530	04.258.152.1	1 unit
1730	04.258.153.1	1 unit
1930	04.258.154.1	1 unit



RAP00057

Dimensions in mm: W = Width  
H = Height  
D = Depth  
h = Installation height  
d = Useful depth  
L = Length

HU = Standard height unit, 1 HU = 44.45 mm  
19" = 482.6 mm, (ideal for 19" components in acc. with DIN 41494)  
UP = Unit of packaging  
kg = Weight

Conversion: 1 mm = 0.03937 inch  
1 kg = 2.2046 pound  
Replace „x“ with the number of your color choice





EAP20014

## Knürr Rapomos® Superstructure Rack For installing front panel sections

- For mounting equipment in the horizontal pitch structure
- Superstructure rack with connection cable, approx. 2.5 m with protective contact plug
- Max. installation depth: 445 mm
- Assembly-set tilt setting of +/- 5°
- Variable height adjustment
- High structural load rating for deeper plug-in units provided by support plates
- Additional storage levels with high surface load capacity of 750 N
- Integrated ventilation concept for optimal cooling
- Service-friendly with easy mounting

**Load rating**  
750 N (static surface load)

**Material / Finish**  
Final digit of order number .1:  
- Rack: sheet steel, antistatic powder-coated texture, RAL 7035, light-grey  
- Perforated rear covers: antistatic powder-coated texture, RAL 7035, light-grey

- Mounting bracket, left and right: antistatic powder-coated texture, RAL 7035, light-grey
- Final digit of order number .9
- Rack: sheet steel, antistatic powder-coated texture, RAL 7021, dark-grey
- Perforated rear covers: antistatic powder-coated texture, RAL 7021, dark-grey
- Mounting bracket, left and right: antistatic powder-coated texture, RAL 7021, dark-grey

**Supply schedule**  
1 superstructure rack for front panel sections  
2 mounting brackets  
1 mounting instructions  
Mounting material

**Note**  
You will find installation components in the current workstations for electronic engineers brochure

W	HP	h	L	Order no.	UP
800	133	130	677	04.212.021.x	1 unit
1200	210	130	1068	04.212.022.x	1 unit
1600	294	130	1495	04.212.023.x	1 unit
1800	329	130	1673	04.212.024.x	1 unit
2000	371	130	1886	04.212.025.x	1 unit
800	2 x 133	263	677	04.212.031.x	1 unit
1200	2 x 210	263	1068	04.212.032.x	1 unit
1600	2 x 294	263	1495	04.212.033.x	1 unit
1800	2 x 329	263	1673	04.212.034.x	1 unit
2000	2 x 371	263	1886	04.212.035.x	1 unit



RAP00097

## Measuring Line Holder

- Measuring lead holder for clear and orderly hanging of cables and instrument leads
- Version for fixing on wall or desk
- Suitable for taking approx. 40 measuring/instrument leads

**Technical data**  
- Lead holder length: 122 mm  
- Mounting panel: 60x43 mm  
- Mounting holes: Ø 6 mm

**Supply schedule**  
1 measuring lead holder

Order no.	UP
06.101.315.1	1 unit



RAP00168

Dimensions in mm: W = Width  
H = Height  
D = Depth  
h = Installation height  
d = Useful depth  
L = Length

HU = Standard height unit, 1 HU = 44.45 mm  
19" = 482.6 mm, (ideal for 19" components in acc. with DIN 41494)  
UP = Unit of packaging  
kg = Weight

HP = Horizontal Pitch, 1 HP = 5.08 mm  
Conversion: 1 mm = 0.03937 inch  
1 kg = 2.2046 pound

Replace „x“ with the number of your color choice



Knürr Elicon® Control Console

# Applications and Capabilities

The migration of PC technology to control stations and measurement consoles for controlling and monitoring work results in the ever increasing deployment of Knürr Elicon® products. The most simple integration of technology conceivable, flexibility and future-orientation, regardless of whether CRT or TFT monitors are utilised. Leg space across the entire width and on request design of free-form worktops make Elicon the perfect control station in 24-hour operation environments.



CON20059



V-008501/2010

Dimensions in mm: W= Width  
 H = Height  
 D = Depth  
 h = Installation height  
 d = Useful depth  
 L = Length

HU = Standard height unit. 1 HU = 44.45 mm  
 19"= 482.6 mm, (ideal for 19" components in acc. with DIN 41494)  
 UP = Unit of packaging  
 kg = Weight

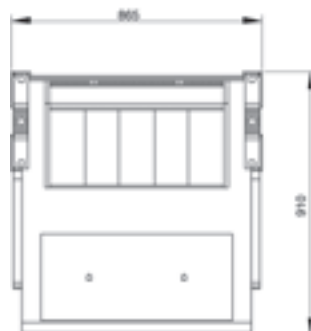
Conversion: 1 mm = 0.03937 inch  
 1 kg = 2.2046 pound

Replace „x“ with the number of your color choice

**Knürr Elicon® Control Console**  
**Knürr Elicon® computer control console workstation, width, 800 mm**



CON20023



CON20024



CON20025



CON20026

**Knürr Elicon® Computer Control Console Workstation**  
**Width, 1200 mm**



CON20027



CON20028



CON20029



CON20030

These and other solutions are available on request!

## Knürr Elicon® Control Console Technical pedestals



CON20031 for width 800 mm

- 19" Pedestal can be mounted between the vertical extrusions: W 680 mm / 1080 mm, suitable for desk widths: 800 mm / 1200 mm  
Depth: 450 mm; installation depth: 287 mm  
Free space for cable at the rear: 30 mm
- With cable port in the side panel, left and right in the vertical cable duct
- 19" Extrusions offset by 90 mm at the front  
Removeable rear panel, with press stud  
Removeable front panel, with press stud  
Cutout on top  
Installation height, 12 HU  
Without chassis rails, without shelves



CON20032 for width 1200 mm

### Console Add-On "Control Level", W 800



CON20020

- Width, approx. 745 mm
- Total width of the modular panels mounting, 600 mm
- Console can be screwed to the worktop
- Width: approx. 745 / 1145 mm
- Front panels mounted with clamping mechanisms
- Front panels height, 300 mm
- Console mounting with control level
- Brush strip on rear
- Without modular panels

### Console Add-On "Control Level", W 1200



CON20019

- Width, approx. 1145 mm
- Total width of the modular panels mounting, 1080 mm

### Console Add-On "Control and Display Level", W 800



CON20021

- Width, approx. 745 mm
- Total width of the modular panels mounting, 600 mm
- Console can be screwed to the worktop
- Width: approx. 745 / 1145 mm
- Front panels mounted with clamping mechanisms
- Front panels height, 300 / 180 mm
- Rear panel removable
- Console structure with control and display level
- Brush strip on rear
- Without modular panels

### Console Add-On "Control and Display Level", W 1200



CON20022

- Width, approx. 1145 mm
- Total width of the modular panels mounting, 1080 mm



CON20014



CON20063



## Elicon Control Station Height-adjustable

### 1. Advantages through height adjusting

- Changes between sitting and standing positions
- Worktop height adjustment to the respective work purpose
- Dynamic working conditions
- The workstations are available in widths: 800, 1200, 1600 and 1800 mm; side panel, H 1249 mm

### 2. Setting range

- Workplace guidelines and standards require sit/stand workstations to have a setting range of at least 440 mm (680 mm – 1120 mm). Our spindle stroke system has a setting range of 500 mm; this results in an adjustable range of 680 mm - 1180 mm

### 3. Drive

- Our electronic workstation height adjustment detects the different weights and synchronizes the drive to "always level".
- The stroke is 37 mm/sec.
- Fully driven out in 13.5 sec.
- Pleasant drive sound
- Two fixed heights programmable > personal assignment of the respective ideal position of the user
- Miniaturization makes the drive practically

- invisible
- Synchronized control in small switching unit in the cable duct
- Control console in the access area under the worktop
- Operating time, 6 min/hour and 2 minutes permanent
- 1500 N (max. surface load)

### Note

- Model available on request with short side panels!

### Further worktop solutions possible

#### Ergonomic and robust desktop edge

- Warm synthetic materials ensure a pleasant surface temperature to positively influence the user's sensation and perception on touching and seeing the surface
- Knürr guarantees long lifecycles by using resistant and robust materials

W	H	D	Model	Order no.	UP
800	1249	800	Sit/stand workstation	04.204.010.x	1 unit
1200	1249	800	Sit/stand workstation	04.204.011.x	1 unit
1600	1249	800	Sit/stand workstation	04.204.012.x	1 unit
1800	1249	800	Sit/stand workstation	04.204.013.x	1 unit
800	1249	900	Sit/stand workstation	04.204.015.x	1 unit
1200	1249	900	Sit/stand workstation	04.204.016.x	1 unit
1600	1249	900	Sit/stand workstation	04.204.017.x	1 unit
1800	1249	900	Sit/stand workstation	04.204.018.x	1 unit

Dimensions in mm: W= Width  
H = Height  
D = Depth  
h = Installation height  
d = Useful depth  
L = Length


HU = Standard height unit, 1 HU = 44.45 mm  
19"= 482.6 mm, (ideal for 19" components in acc. with DIN 41494)  
UP = Unit of packaging  
kg = Weight

Conversion: 1 mm = 0.03937 inch  
1 kg = 2.2046 pound  
Replace „x“ with the number of your color choice

## Knürr Elicon® Office Strong points



CON20086



CON20056

- The ideal supplement to the Knürr Elicon® computer control station or Knürr Elicon® control console.
- The office elements of the Knürr Elicon® product line are the perfect supplement for computer control stations and control consoles or they can be used as independent office equipment.
- This product meets all international requirements for ergonomically formed monitor workstations. The two desk depths, 800 mm and 900 mm, and the height adjustment at increments of 20 from 680 to 760 mm enable an optimal adjustment for both the employees and the different monitor sizes.
- The integrated, standard version horizontal cable duct enables tidy, orderly cable routing. And of course, a cable duct is also included with the corners.
- Adapting TFT monitors and accessories via functional rail with workstation superstructure. Three different widths are available.

Dimensions in mm: W= Width  
 H = Height  
 D = Depth  
 h = Installation height  
 d = Useful depth  
 L = Length

HU = Standard height unit, 1 HU = 44.45 mm  
 19" = 482.6 mm, (ideal for 19" components in acc. with DIN 41494)  
 UP = Unit of packaging  
 kg = Weight

Conversion: 1 mm = 0.03937 inch  
 1 kg = 2.2046 pound

Replace „x“ with the number of your color choice





CON20011

## Knürr Elicon® Office Side Piece

- Preassembled lock strips for simple and secure mounting of the work levels (680 - 760 mm, increment 20 mm). Can be set at any work height, at any time, simply by turning a screw.

- Material / Finish**
  - Extruded aluminium with diecast aluminium stabilizer and head piece, antistatic powder-coated texture
  - Cover: plastic ABS

- Colour combination**
  - Final digit of order number .2:
  - Metal parts: RAL7035 light-grey
  - Design elements: RAL 5003 sapphire blue
  - Final digit of order number .9:
  - Metal parts and design elements: RAL 7021 dark-grey

- Supply schedule**
  - 1 Side piece

- How supplied**
  - Pre-assembled modules

H	D	Order no.	UP
665	800/900	04.261.150.x	1 unit



CON20012

## Knürr Elicon® Office Work Level

- The work levels can be mounted at any height between two side pieces and can be varied in the height at any time  
 - Worktop with ergonomically formed front edge  
 - Crosspiece with cable trough

- Load rating**
  - 750 N (static surface load)

- Standards**
  - DIN 68761 for worktop
  - EN 438 HGS class for high pressure plastic laminate

- Material/ Finish**
  - Crosspiece: extruded aluminium, antistatic, powder-coated texture
  - Support arm: sheet steel, antistatic powder-coated texture

- Worktop: three layer particle board, FP/Y E1 version, fire protection class B2  
 - Cable duct, horizontal: sheet steel, rolled, antistatic powder-coated texture

- Colour combination**
  - Final digit of order number .1:
  - Worktop: light-grey
  - Metal parts: RAL7035 light-grey
  - Final digit of order number .5:
  - Worktop: beech finish
  - Metal parts: RAL 7021 dark-grey

- Supply schedule**
  - 1 Worktop
  - 1 Crosspiece
  - 2 Support arms
  - 1 Cable duct
  - 1 Mounting instructions

- How supplied**
  - Pre-assembled modules

W	H	D	Order no.	UP
800	800		04.263.100.x	1 unit
1200	800		04.263.101.x	1 unit
1600	800		04.263.102.x	1 unit
800	900		04.263.105.x	1 unit
1200	900		04.263.106.x	1 unit
1600	900		04.263.107.x	1 unit

Overall width per individual desk: W + 64 mm



CON20013

## Knürr Elicon® Office Corner

- Supply schedule**
  - 1 Worktop
  - 1 Crosspiece
  - 1 Mounting instructions
  - 1 Support foot with 90° corner, wall

W	H	D	Model	Order no.	UP
		800	90° diagonal corner	04.263.110.x	1 unit
		800	90° wall corner	04.263.111.x	1 unit
		900	90° diagonal corner	04.263.112.x	1 unit
		900	90° wall corner	04.263.113.x	1 unit

# WE PUT SPACE TO WORK. WORLDWIDE

Emerson is based in St. Louis, Missouri (USA), and as a leading technology and development specialist provides globally innovative customer solutions to industry, business and consumer markets in the areas of network power supply, process management, industrial automation and thermal management, as well as the corresponding equipment and tools.

The Knürr Technical Furniture manufactures and develops workstations for electronics labs and mobile equipment carriers for healthcare and automotive industries. Furthermore Knürr is the specialist for height adjustable control room workstations.

[www.emerson.com](http://www.emerson.com)  
[www.technical-furniture.com](http://www.technical-furniture.com)

## **Knürr Technical Furniture GmbH**

Mariakirchener Straße 38  
94424 Arnstorf · Germany  
T +49 8723 28 0  
F +49 8723 28 138  
[furniture@knuerr.com](mailto:furniture@knuerr.com)



While every precaution has been taken to ensure accuracy and completeness in this literature, InterMetro Industries Corporation assumes no responsibility and disclaims all liability for damages resulting from use of this information or for any errors or omissions.

The Emerson Logo is a trademark and a service mark of Emerson Electric Company.  
© 2012 Emerson Electric Co.

